

Shenzhen Homed Medical Device Co.,Ltd	File No.	JLX-CE-14
	Version	V1.1
	Effective Date	2019.02.20

Prepared by, date	Reviewed by, date	Approved by, date
Yu Mingfeng 2019.02.20	Shi Shengming 2019.02.20	Zhou Long 2019.02.20

User Manual

Nebulizer Accessories Kit



Serial number: REFJLX-00X Version: A/1

Issued date: 2019-02 -20

1 Description and Intended use

The series of Nebulizer Accessories Kits are composed of tubing, atomizer and mask or mouthpiece, easy-to-use and extremely reliable. The devices designed to efficiently convert the medication suspension or high concentration medicine solutions into an aerosol of microscopic droplets, driven by the forces of airflow generated from nebulizer.

We have 15 Nebulizer Accessories Kits, which named JLA, JLB, JLC, JLD, JLE, JLF, JLG, JLH, JLI, JLK, JLL, JLM, JLN, JLO and JLQ, they possess the same atomizing mechanism, the difference between these series is shape of the atomizer. Each of them owns 3 different configurations: 001 means big mask, 002 mean small mask and 003 means mouthpiece, that is, 45 models in total. There is also no difference in working principle, main functions, structures, performance among all models.

The Nebulizer Accessories Kit is intended to convert the medicine solutions or other liquids into an aerosol of microscopic droplets, which are useful in the treatment of asthma, COPD and other respiratory ailments, it is applicable to match with Homed piston compressor nebulizer for use in hospitals and health care institutions. It is for single use. The indication population is pediatric and adult.

Service life for Nebulizer Accessories Kit: 3 years.

2 Warnings and Precautions

Warnings

- For type, dose and regime of medication follow the instructions of your physician or licensed healthcare practitioner.
- Do not modify this equipment without authorization of the manufacturer.
- Provide close supervision when this device is used by, on or near infants, children or compromised individuals.
- Do not block the air filter cover.
- Keep the kits away from the heat source.
- Do not add more than 8ml of medication to the medication cup.
- Do not use the device if the solution temperature greater than 40°C when used in the max flow rate.
- Do not use the nebulizer parts if the package is damaged.
- Do not store the device out of the environmental conditions in this manual, it will cause material aging or function degeneration.

Shenzhen Homed Medical Device Co.,Ltd	File No.	JLX-CE-14
	Version	V1.1
	Effective Date	2019.02.20

Precautions

- Make sure Flexible tubing, Atomizer and mask/mouthpiece are correctly assembled, the air filter is properly installed.
- Inspect the kit each time before using, make sure no parts are damaged or aging.
- This products are intended only for single,Do not re-use.
- User should not use it arbitrarily, unless trained by doctors or professionals before use.

3 Device information and Content information

Your JLX series Nebulizer Accessories Kits come with the following components:

- Atomizer
- Flexible tubing
- Big mask
- Small mask
- Mouthpiece

Main Unit and Component

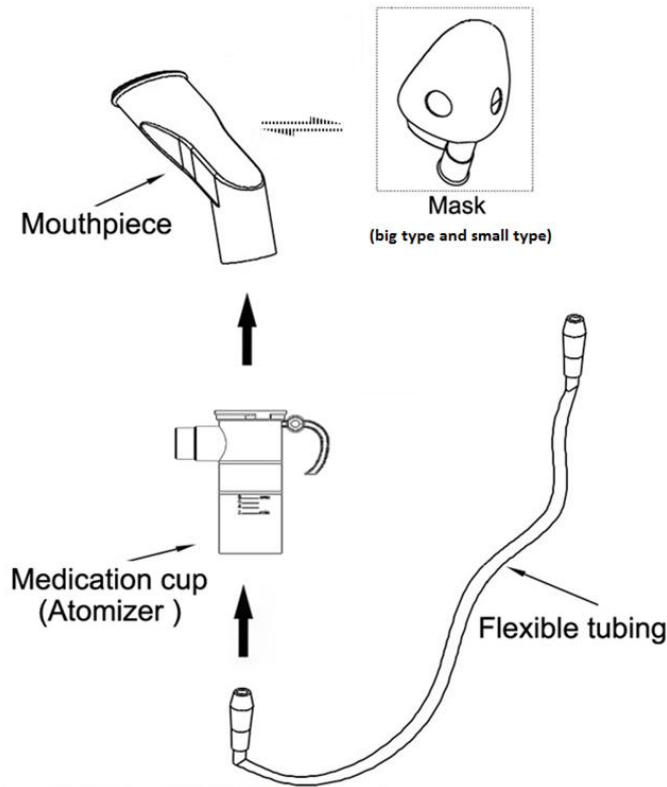












Figure 1-Nebulizer Accessories Kit (take JLA series for example)

Statement: The parts in table above are required for correct function and that they have to be in compliance with this European Standard.

Shenzhen Homed Medical Device Co.,Ltd	File No.	JLX-CE-14
	Version	V1.1
	Effective Date	2019.02.20

4 Description of symbols

Symbol	Explanation
	Manufacturer
	Authorised representative in the European Community
	Lot Number
	Serial Number
	Date of Manufacture
	Use-by date
	The CE conformity marking
	DO NOT REUSE
	Do not use if package is damaged
	Instructions for use

5 Operating Instructions

Firstly: Ensure the kit is completely intact, please follow instructions below step-by-step, see figure 2:

a) Take the flexible tubing and attach one end to the device's air outlet and the other end to the bottom of the atomizer.

b) Unscrew the upper sector of the atomizer by turning it anti-clockwise (note: some models of atomizer needn't to be unscrewed, just inject the drug solutions into them according step c).

c) Pour the medications to be nebulized into the atomizer, measuring it by following the scale marked on the side of the atomizer.

d) Replace the upper sector of the atomizer, securing it by turning it clockwise.

e) According to the type of treatment you wish to carry out and the method you choose, attach either the face mask or the mouthpiece to the upper section of the atomizer.

f) Attach the mask on your mouth and nose, or put mouthpiece into your mouth, then breathe normally, until the medications are used up.

Note: The presence of a small amount (about 0.4 ml) of medication in the atomizer at the end of each treatment is absolutely normal. This amount, called residue volume, cannot be nebulized.

Shenzhen Homed Medical Device Co.,Ltd	File No.	JLX-CE-14
	Version	V1.1
	Effective Date	2019.02.20

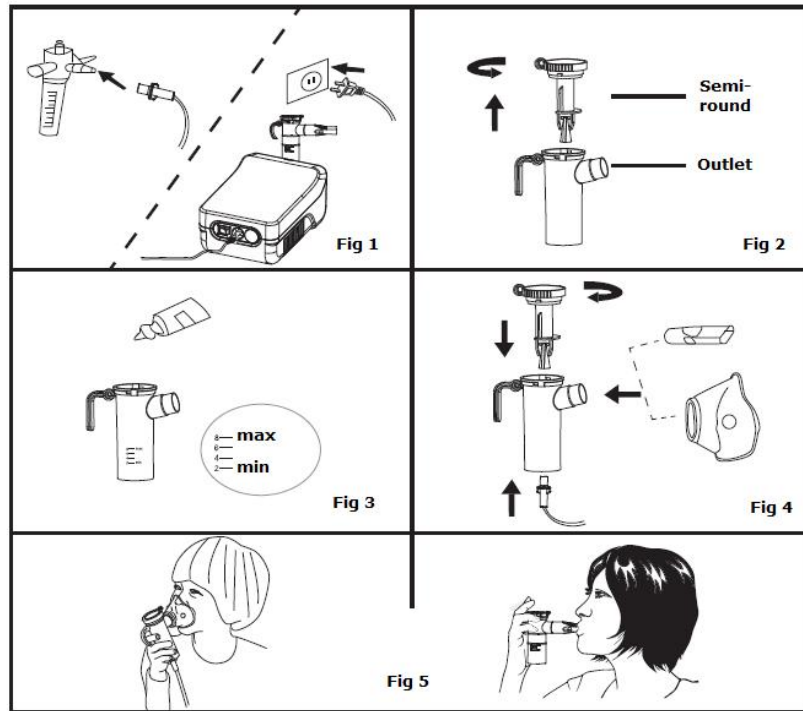
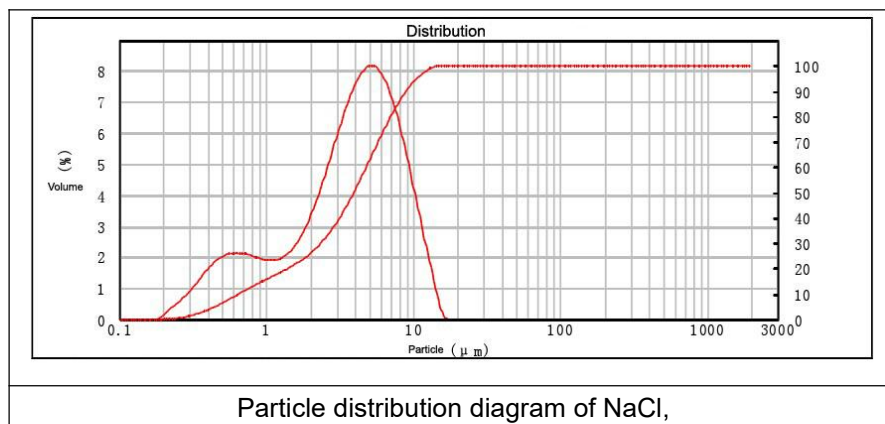


Figure 2: Diagram of using

Confirmation of connection firmness: The Nebulizer Accessories Kit are used in conjunction with air compressor, when the connection is completed according to the above method, apply a 45N tensile force at a point from the end of tubing along the linear axis of the tube, the tube with connector should not be detached from the atomizer (medication cup) and air compressor, which can show the connection for accessories with nebulizer are fixed.

6 Particle distribution diagram

The following table is particle distribution diagram, the test particles are respective NaCl, Muscle Protein, Gentamicin and Dexamethasone.



8 Technical specifications

- Working pressure: Without tube and atomizer: 70 kPa -107 kPa;
- Operating Temperature Range: Comply with the requirements of nebulizer used.

Shenzhen Homed Medical Device Co.,Ltd	File No.	JLX-CE-14
	Version	V1.1
	Effective Date	2019.02.20

- Operating Humidity Range: 10% to 93% RH
- Storage Temperature Range: -5°C to 55°C
- Storage Humidity Range: 10% to 95 % RH
- Transportation conditions: -5°C-55°C, 10%-93%RH

11 Warranty and Validity

Validity of Nebulizer Accessories Kit: single use

The legal provisions in this respect apply. The warranty is limited to detective material and workmanship. Damage through misuse or modification is not covered. The warranty is only valid if the product has neither been opened nor subjected to violence or willful damage and it is return with the original receipt. Contact your dealer if you have any complaints. For further information contact the customers service (TeL: +86 0755 29821671/29821673/29821675, E-mail: sales-oe@systems.citizen.co.jp). In the event of warranty claims being deemed to be justified, the customer concerned will be supplied with a replacement product. The customer is only entitled to receive a comparable replacement product.



Shenzhen Homed Medical Device Co., Ltd.

Address: 3rd Floor, Block 1, Longquan Industrial Zone, Huarong Road, Dalang Street, Longhua New District, Shenzhen 518109, People's Republic of China

TeL: 0755-29821671/29821673/29821675

Fax: 0755-29821673

Website: www.homedgroup.com



Shanghai International Holding Corp. GmbH (Europe)

Address: Eiffestrasse 80, 20537 Hamburg, Germany

Tel: +49-40-2513175